



**DESCRIPTION**

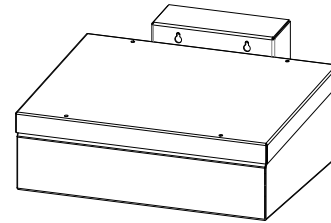
Reduce wattage by up to 80%. The LED Wall Pack is a perfect complement to the model T® exterior fixture. Using our patent-pending advanced light engine technology and proprietary optics you will get both 100,000 hour life and exceptional illumination. With its powder coat exterior finish, it will deliver years of trouble free service. Light quality and housing color match the model T perfectly. Fast, easy-to-install design.

**SPECIFICATIONS**

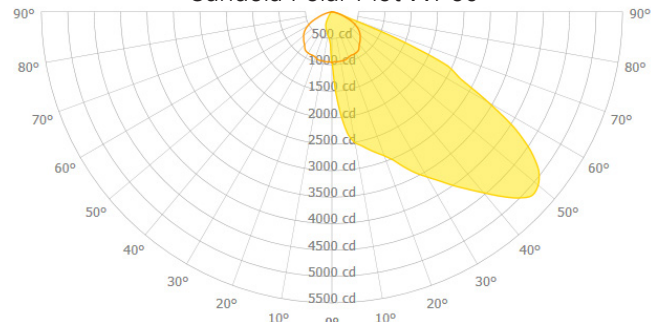
<b>Lumens:</b>	6,414	8,298
<b>Wattage:</b>	60	80
<b>Weight:</b>	14.80lbs.	
<b>Dimensions:</b>	L 14.666" x W 13.531" x H 6.764"	
<b>Listed/Rated:</b>	UL, DLC	
<b>DLC Model #</b>	WP60-UNCG-HMxx WP60-UNCG-MRxx	WP80-UNCG-HMxx WP80-UNCG-MRxx
<b>Color Temp:</b>	5000K	
<b>CRI:</b>	>82	
<b>Line Voltage:</b>	Universal 120-277V	
<b>Power Supply:</b>	Hardwire standard	
<b>Surge Protection:</b>	Integrated 6kV transient voltage protection	
<b>Ambient Operating Temperature:</b>	-40° to 50° C / -40° to 131° F	
<b>Environment:</b>	Wet rated	
<b>Lens:</b>	Clear glass. Type III forward-throw Hammertone reflector.	
<b>Mount:</b>	Standard wall bracket	
<b>Warranty:</b>	5-year Standard Limited	
<b>Manufacturer:</b>	Genesis Energy Technology	



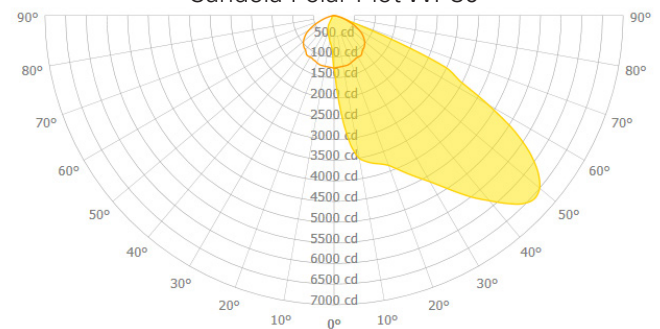
Wall Pack LED shown in Bronze.



Candela Polar Plot WP60



Candela Polar Plot WP80



**ORDERING INFORMATION**

EXAMPLE: **WP80-UNCG-HMBL-DDNS-SB** Lead times and costs may vary depending on options selected. Consult your sales representative for more information. Standard configuration highlighted in Gray.

WP	UN	CG	HM	SB			
Model	Wattage (Nominal)	Voltage	Optics	Reflector	Fixture Color	Mounting	Motion / Sensor
WP: Wall pack	60: 60W 80: 80W	UN: 120-277V	CG: Clear glass	HM: Hammertone	BL: Black WH: White BZ: Bronze GR: Gray	SB: Standard wall bracket	DD: Dusk to dawn sensor MSC: Motion sensor MSX: no sensor



Specifications subject to change without notice.