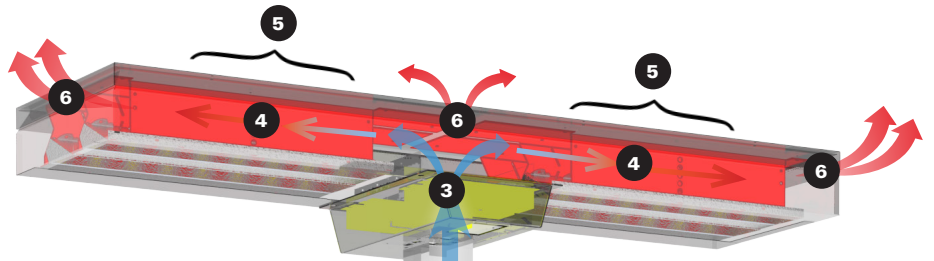



model T

high-performance LED




Naturally Aspirated Forced Vector Cooling™

- 1 thermal chimney
- 2 cool air intake
- 3 RPM™ remote power module




PLUG AND PLAY
 THERMAL ISOLATION
 6KV TRANSIENT VOLTAGE PROTECTION
 ASTRODIM
 SENSOR
 OPTIONAL TURBO

- 4 segmented thermal bridge™



- 5 heat sink

- 6 thermal vias



600 VIAS
 .068 DIAMETER
 HOT AIR EXHAUST
 VENTILATION
 PRESSURE EQUALIZATION

