



energybank.


# LS18LT Linear Fixture / 12ft

Date:	
Type:	
Firm:	
Project:	

The LS18LT High Bay Linear Fixture is designed to replace existing High-intensity Discharge, T8 or T5 fluorescent aisle lights. Nothing can match the light distribution performance of this fixture in an aisle.

LS18LT High Bay Linear Fixtures incorporate numerous patent-pending features that will deliver more usable footcandles with less energy input. This fixture is designed to be forward compatible for future LS18LT High Bay Linear Fixture accessories.

Constructed of 98% pure 3105 aluminum with a durable, proprietary composite polyester exterior finish. Black is standard for optimal thermal transfer.



### Features:

- 120-277 universal voltage
- 180 watt (nominal) LED light engine
- >80 CRI
- 18,000 lumen (nominal)
- 5000K CCT
- Clear lens
- Integrated transient voltage protection
- Superior thermal management
- Hardwire power supply
- 10 ft adjustable hangers - UL listed, can position fixture at optimal angle for light distribution

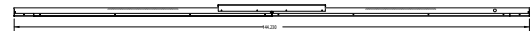
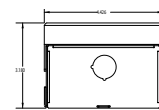
### Options:

- Power supply
- External industrial grade 10kA/2000V transient voltage surge suppression
- Motion sensor
- 480V
- 4000K CCT
- Fixture color
- Multiple lens options

LightSource™ LS18LT High Bay Linear Fixture shown above in Black, hardwire with 180W, 120-277V, 5000K LED light engine, clear lens. Hanging cables are included, but not shown.

### Part No. LS18LT

L 140.75 in  
H 3.25 in  
W 5.75 in  
14.45 lbs



### Warranty:

- 5-year standard limited warranty from OEM on all light engine components.



Designed and manufactured in USA with FCC, CE & UL listed and/or recognized components. US Patents Pending

### Optional plug 'n play power supplies



Winsta (WAGO)

MATE-N-LOK