



energybank. LS12L Linear Fixture / 8ft

Date:	
Type:	
Firm:	
Project:	

The LightSource™ LS12L High Bay Linear Fixture is designed to replace existing High-intensity Discharge, T8 or T5 fluorescent aisle lights.

Nothing can match the light distribution performance of this fixture in an aisle.

LS12L Linear fixtures incorporate numerous patent-pending features that will deliver more usable footcandles with less energy input. This fixture is designed to be forward compatible for future LS12L accessories.

Constructed of 98% pure 3105 aluminum with a durable, proprietary composite polyester exterior finish. Black is standard for optimal thermal transfer.

Features:

- 100 watt (nominal) LED light engine
- >80 CRI
- 5000K CCT
- 10,000 lumen (nominal)
- 120-277 universal voltage
- Integrated transient voltage protection
- Hardwire power supply
- Superior thermal management
- Clear lens
- Excellent light distribution
- 10 ft adjustable hangers - UL listed, can position fixture at optimal angle for light distribution

Options:

- Power supply
- External industrial grade 10kA/2000V transient voltage surge suppression
- Motion sensor
- 480V
- 4000K CCT
- Fixture color
- Multiple lens options




Warranty:

- 5-year standard limited warranty from OEM on all light engine components.



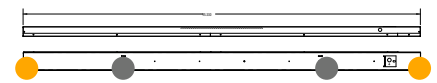
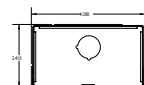
Designed and manufactured in USA with FCC, CE & UL listed and/or recognized components. US Patents Pending



LightSource LS12L High Bay Linear Fixture shown above in Black, hardwire with 100W, 120-277V, 5000K LED light engine, clear lens. Hanging cables are included, but not shown.

Part No. LS12L

L 95.33 in
H 2.41 in
W 4.38 in
9.1 lbs



Two hanging location options provide flexibility

Optional plug 'n play power supplies



Winsta (WAGO)

MATE-N-LOK